

Crimp Chart Addendum - Metric & Imperial Units

MS1000 and CS1000 for use with T2000 Couplings

Following the highly successful development and subsequent release of the following hose series, RYCO wish to advise the following matched assembly parameters for RYCO T2000 series couplings.

MINESPRAY – MS1000 (-08 SIZE)

COALSPRAY – CS1000 (-08 SIZE)

The assembly parameters for these new hose and coupling combinations are listed below, and are a supplement to the current editions of the RYCO Crimp Charts:

Metric Crimp Chart

Document RH-WI-61

(Revision 9, dated 2017-12-21)


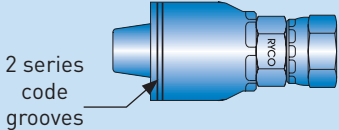
Imperial Crimp Chart

Document RH-WI-61A

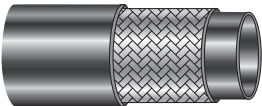
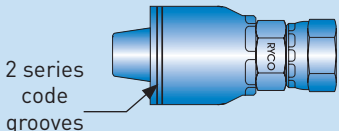
(Revision 9, dated 2017-12-21)

Please advise your staff and customers of the addition of these matched hose and coupling combinations.

RYCO Metric Crimp Chart (dimensions in millimetres)

MINING HOSE				T2000 COUPLINGS			
							
MS1000	CS1000			CRIMP Ø	MARK LENGTH	RYCO RAPID	
				±0,20mm	mm	DIE COLOUR	RAPID NUMBER
MS1008	CS1008			23,5	25		

RYCO Imperial Crimp Chart (dimensions in inches)

MINING HOSE				T2000 COUPLINGS			
							
MS1000	CS1000			CRIMP Ø	MARK LENGTH	RYCO RAPID	
				±0.008"	inch	DIE COLOR	RAPID NUMBER
MS1008	CS1008			0.925	0.98		

To further explore the benefits of RYCO's manufacturing and product technologies, please visit www.RYCO.com.au

Note: Not all hose products are stocked in all regions. For product availability, special product requirements or additional information, please contact your local RYCO representative.