



# SURVIVOR HOSES

SPECIALTY & HIGH TEMPERATURE



**STRONGER CONNECTIONS.  
SMARTER SOLUTIONS.**

[www.ryco-hydraulics.com](http://www.ryco-hydraulics.com)

# SURVIVOR - RANGE UPGRADE

[SURVIVOR - PREVIOUSLY RQP1, RQP2 & RQP5]

As part of our commitment to continuous improvement, Ryco has upgraded the hose family - SURVIVOR, intended as direct improvement to the previous RQP specialty and high temperature hose range.

## **SURVIVOR vs RQP:**

The updated SURVIVOR range utilizes special tube and cover compounds for improved robustness, aging resistance and durability compared to past RQP products.

## **SURVIVOR/1 & SURVIVOR/2 vs RQP1 & RQP2:**

SURVIVOR/1 and SURVIVOR/2 are dedicated to hydraulics with high temperature oils and in compressed air applications. The range has been extended to 3".

## **SURVIVOR/R5 vs RQP5:**

SURVIVOR/R5 is a general purpose hose for high temperature applications. SURVIVOR/R5 is matched to Ryco T2000 fittings which have a larger range of termination end offerings compared to the T4000 fittings that were previously qualified on the predecessor RQP5.



## **DISCLAIMER**

We reserve the right to modify or discontinue any product and/or related service described in this documentation without notice. No product is warranted as being fit for a particular purpose and we do not assume any liability in connection with the use of our products other than those technically approved by us for specific products. This document supersedes all previous versions and previously issued documentation.

# SURVIVOR/1

HIGH TEMPERATURE  
MULTI FLUID  
ONE WIRE BRAID HOSE

**RECOMMENDED FOR:**

High pressure hydraulic oil applications where pressure or temperature requirements exceed the performance requirements of SAE 100R1AT and EN 853-1SN. May be used with compressed air if cover of hose is perforated (pinpricked) and additional Safety Devices are used. Refer to Fluid Compatibility Chart for applicable fluids for SURVIVOR range.

**PERFORMANCE:**

Meets or Exceeds the Performance Requirements of: EN 853-1SN, ISO 1436-R1AT & 1SN, SAE 100R1AT, AS 3791-100R1AT.

**TUBE:**

Black, synthetic rubber, specifically compounded for high temperature resistance.

**REINFORCEMENT:**

One braid of high tensile steel wire.

**COVER:**

SURVIVOR Blue, oil resistant and abrasion resistant synthetic rubber.

**FEATURES:**

High temperature and long lasting aging resistance. Outstanding ozone resistance. Superior weather and UV resistance. No-Skive couplings

**FLAME RESISTANCE AND ANTI-STATIC:**

SURVIVOR complies with Flame Resistant and Electrical Resistance (Anti-Static) requirements of Australian Standard AS 2660 and Methods of Test AS 1180.10B and 13A. Meets Flame Resistant Designation "U.S. MSHA" of the US Department of Labor, Mine Safety and Health Administration.

**TEMPERATURE RANGE:**

From -46°C to +135°C (-50°F to +275°F); Peaks of 150°C (300°F).







**WORKING PRESSURE:**

Maximum working pressures are based on 4:1 safety factor (maximum working pressure to minimum burst pressure).

**THIRD PARTY APPROVALS:**

MSHA

**COUPLINGS:****NON-SKIVE ONE-PIECE CRIMP****T2000 Series****FIELD ATTACHABLE NON-SKIVE****6000 Series insert****K000 Series ferrule**

SURVIVOR/1															
PART NO	HOSE SIZE			NOMINAL HOSE OD		MAXIMUM WORKING PRESSURE		MINIMUM BURST PRESSURE		MINIMUM BEND RADIUS		AVERAGE WEIGHT		COUPLING SERIES	
Hose	DN	Dash	inch	mm	inch	bar	psi	bar	psi	mm	inch	kg/m	lb/ft	NON-SKIVE	
SRV14*	6	-4	1/4"	13.4	0.52	225	3260	900	13053	100.0	3.93	0, 24	0.16	T2000	6000 (K000)
SRV15*	8	-5	5/16"	15.0	0.59	215	3110	860	12473	114.0	4.48	0, 28	0.19	T2000	
SRV16*	10	-6	3/8"	17.3	0.68	180	2610	720	10442	125.0	4.92	0, 34	0.23	T2000	6000 (K000)
SRV18*	12	-8	1/2"	20.5	0.8	160	2320	640	9282	178.0	7.0	0, 44	0.29	T2000	6000 (K000)
SRV110*	16	-10	5/8"	23.5	0.92	130	1880	520	7542	200.0	7.87	0, 51	0.34	T2000	6000 (K000)
SRV112*	19	-12	3/4"	27.7	1.09	105	1520	420	6091	240.0	9.44	0, 66	0.44	T2000	6000 (K000)
SRV116*	25	-16	1"	35.8	1.4	90	1300	360	5221	300.0	11.81	0, 98	0.66	T2000	6000 (K000)
SRV120*	31	-20	1.1/4"	43.5	1.71	65	940	260	3771	420.0	16.53	0, 13	0.89	T2000	
SRV124*	38	-24	1.1/2"	50.0	1.96	50	720	200	2900	500.0	19.68	0, 15	1.05	T2000	
SRV132*	51	-32	2"	63.1	2.48	40	580	160	2320	630.0	24.8	0, 21	1.44	T2000	
SRV140*	63	-40	2.1/2"	74.6	2.93	35	500	140	2030	760.0	29.92	0, 24	1.61	T2000	
SRV148*	76	-48	3"	87.7	3.45	35	500	140	2030	900.0	35.43	0, 26	1.75	T2000	

- SURVIVOR/1 may be used for compressed air applications but requires cover pin-pricking and additional safety devices.
- SURVIVOR/1 is not approved for "air brake" applications on railway and/or mobile equipment.
- SURVIVOR/1 is not suitable for high temperature water applications.
- Refer to the Ryco Crimp App for the latest crimping parameters.

## SPECIALTY AND HIGH TEMPERATURE

# SURVIVOR/2

HIGH TEMPERATURE  
MULTI FLUID  
TWO WIRE BRAID HOSE



### RECOMMENDED FOR:

High pressure hydraulic oil applications where pressure or temperature requirements exceed the performance requirements of SAE 100R2AT and EN 853-2SN. May be used with compressed air if cover of hose is perforated (pinpricked) and additional Safety Devices are used. Refer to Fluid Compatibility Chart for applicable fluids for SURVIVOR range.

### PERFORMANCE:

Meets or Exceeds the Performance Requirements of: SAE J517-100R2AT, EN 853-2SN, ISO 1436-R2AT & 2SN.

### TUBE:

Black, synthetic rubber, specifically compounded for high temperature resistance.

### REINFORCEMENT:

Two braids of high tensile steel wire.

### COVER:

SURVIVOR Blue, oil resistant and abrasion resistant synthetic rubber.

### FEATURES:

High temperature and long lasting aging resistance. Outstanding ozone resistance. Superior weather and UV resistance. No-Skive couplings.

### MSHA - FLAME RESISTANCE:

SURVIVOR complies with Flame Resistant and Electrical Resistance (Anti-Static) requirements of Australian Standard AS 2660 and Methods of Test AS 1180.10B and 13A. Meets Flame Resistant Designation "U.S. MSHA" of the US Department of Labor, Mine Safety and Health Administration.

### TEMPERATURE RANGE:

From -46°C to +135°C (-50°F to +275°F); Peaks of 150°C (300°F).

### WORKING PRESSURE:

Maximum working pressures are based on 4:1 safety factor (maximum working pressure to minimum burst pressure).

### THIRD PARTY APPROVALS:

MSHA.

### COUPLINGS:

### NON-SKIVE ONE-PIECE CRIMP

**T2000 Series**


**T7000 Series**

SURVIVOR/2															
PART NO	HOSE SIZE			NOMINAL HOSE OD		MAXIMUM WORKING PRESSURE		MINIMUM BURST PRESSURE		MINIMUM BEND RADIUS		AVERAGE WEIGHT		COUPLING SERIES	
Hose	DN	Dash	inch	mm	inch	bar	psi	bar	psi	mm	inch	kg/m	lb/ft	NON-SKIVE	
SRV24*	6	-4	1/4"	14.9	0.58	420	6090	1680	24366	100.0	3.93	0,38	0.26	T2000	
SRV25*	8	-5	5/16"	16.5	0.64	350	5070	1400	20305	114.0	4.48	0,43	0.29	T2000	
SRV26*	10	-6	3/8"	19.0	0.74	350	5070	1400	20305	125.0	4.92	0,52	0.35	T2000	T7000
SRV28*	12	-8	1/2"	22.0	0.86	300	4350	1200	17404	178.0	7.0	0,66	0.44	T2000	T7000
SRV210*	16	-10	5/8"	25.2	0.99	250	3625	1000	14504	200.0	7.87	0,77	0.52	T2000	T7000
SRV212*	19	-12	3/4"	29.0	1.14	215	3100	860	12473	240.0	9.44	0,95	0.64	T2000	T7000
SRV216*	25	-16	1"	37.0	1.45	175	2540	700	10152	300.0	11.81	0,13	0.89	T2000	T7000
SRV220*	31	-20	1.1/4"	47.0	1.85	150	2170	600	8702	420.0	16.53	0,21	1.41	T2000	T7000
SRV224*	38	-24	1.1/2"	53.4	2.1	100	1450	400	5801	500.0	19.68	0,27	1.53	T2000	T7000
SRV232*	51	-32	2"	66.2	2.6	90	1300	360	5221	630.0	24.8	0,31	2.1	T2000	T7000
SRV240*	63	-40	2.1/2"	76.0	2.99	70	1010	280	4061	760.0	29.92	0,29	1.95	T2000	
SRV248*	76	-48	3"	91.4	3.59	50	725	200	2900	900.0	35.43	0,31	2.1	T2000	

- SURVIVOR/2 may be used for compressed air applications but requires cover pin-pricking and additional safety devices.
- SURVIVOR/2 is not approved for "air brake" applications on railway and/or mobile equipment.
- SURVIVOR/2 is not suitable for high temperature water applications.
- Refer to the Ryco Crimp App for the latest crimping parameters.

# SURVIVOR/R5

HIGH TEMPERATURE  
POLYESTER BRAID COVER  
ONE WIRE BRAID HOSE



## RECOMMENDED FOR:

Medium pressure hydraulic oil applications where pressure or temperature requirements exceed the performance requirements of SAE 100R5. May be used with compressed air if cover of hose is perforated (pinpricked) and additional Safety Devices are used. Refer to Fluid Compatibility Chart for applicable fluids for SURVIVOR range.

## PERFORMANCE:

Meets or Exceeds the Performance Requirements of: SAE J517-100R5, AS 3791 100R5, SAE J1402 Type AII.

## TUBE:

Black, synthetic rubber, specifically compounded for high temperature resistance.

## REINFORCEMENT:

One braid of high tensile steel wire.

## COVER:

Blue, polyester yarn braid.

## FEATURES:

High temperature and long lasting aging resistance. Outstanding ozone resistance. Superior weather and UV resistance. No-Skive couplings.

## FLAME RESISTANCE AND ANTI-STATIC:

SURVIVOR complies with Flame Resistant and Electrical Resistance (Anti-Static) requirements of Australian Standard AS 2660 and Methods of Test AS 1180.10B and 13A. Meets Flame Resistant Designation "U.S. MSHA" of the US Department of Labor, Mine Safety and Health Administration.

## TEMPERATURE RANGE:

From -46°C to +135°C (-50°F to +275°F); Peaks of 150°C (300°F).

## WORKING PRESSURE:

Maximum working pressures are based on 4:1 safety factor (maximum working pressure to minimum burst pressure).







## COUPLINGS:

### NON-SKIVE ONE-PIECE CRIMP


#### T2000 Series

### FIELD ATTACHABLE NON-SKIVE

#### V000 Series

SURVIVOR/R5															
PART NO	HOSE SIZE			NOMINAL HOSE OD		MAXIMUM WORKING PRESSURE		MINIMUM BURST PRESSURE		MINIMUM BEND R SAE100R5		AVERAGE WEIGHT		COUPLING SERIES	
Hose	DN	Dash	inch	mm	inch	bar	psi	bar	psi	mm	inch	kg/m	lb/ft	ONE PC	FIELD
SRVR55*	6	-5	1/4"	14.8	0.58	210	3050	840	2200	85.0	3.3	0,26	0.17	T2000	V000
SRVR56*	8	-6	5/16"	17.2	0.68	157	2270	628	9108	100.0	3.93	0,30	0.20	T2000	V000
SRVR58*	10	-8	13/32"	19.4	0.76	140	2030	560	8122	115.0	4.52	0,36	0.24	T2000	V000
SRVR510*	12	-10	1/2"	23.4	0.92	122	1760	488	7077	140.0	5.51	0,53	0.36	T2000	V000

- SURVIVOR/R5 may be used for compressed air applications but requires cover pin-pricking and additional safety devices.
- SURVIVOR/R5 is not approved for "air brake" applications on railway and/or mobile equipment.
- SURVIVOR/R5 is not suitable for high temperature water applications.
- Refer to the Ryco Crimp App for the latest crimping parameters.



**RYCO®**



SCAN HERE FOR MORE  
CONTACT INFORMATION

© 2025 Manuli Ryco group. All rights, including trademarks, reserved.

Ryco Survivor Hose Brochure v1-3

**STRONGER CONNECTIONS.  
SMARTER SOLUTIONS.**

[www.ryco-hydraulics.com](http://www.ryco-hydraulics.com)